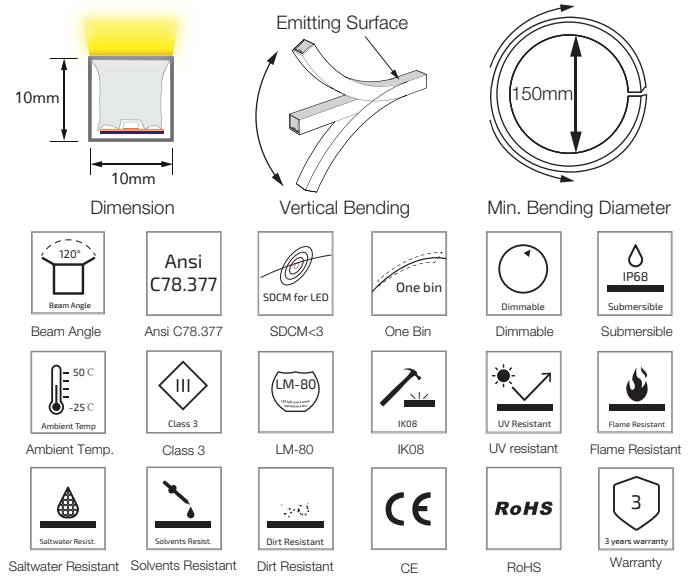



F06 Mono Color LED Linear Flex

F06-24V-2835-120-2200K-6500K

Specification

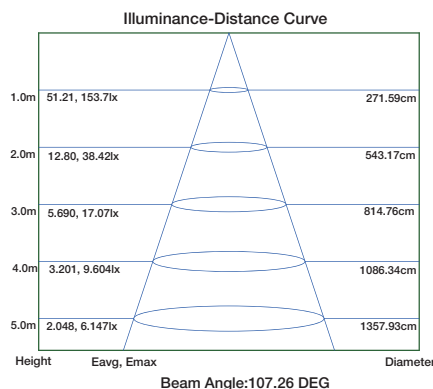
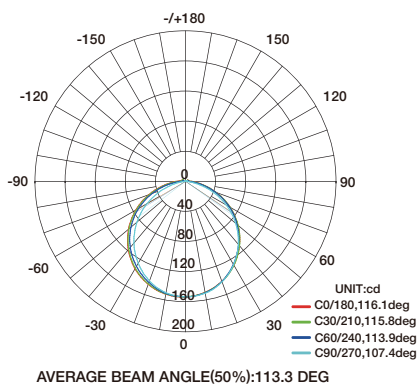


Technical Parameters

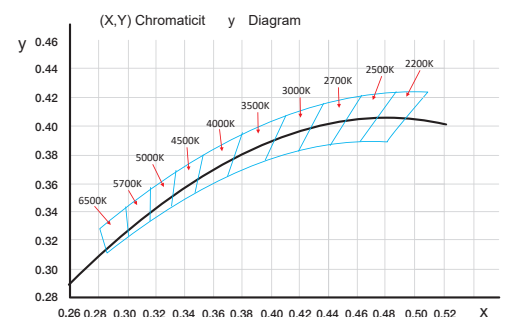
| Electrical | |
|-----------------------|--|
| Input Voltage | 24V DC |
| Power Consumption | 10W/m |
| Physical | |
| LED Count | 120 LEDs/m |
| Cutting Unit | 12 LEDs |
| Cutting Unit Length | 100 mm |
| Minimum Bend Diameter | 150mm |
| Output | |
| LED Light | Epistar SMD LED 2835 |
| CRI | >80, >90 |
| Max Run Length* | |
| Single Feed | 5M |
| Double Feed | 10M |
| Beam Angle | 120° |
| Lumen Maintenance | 70,000 Hours L70 @ 25°C 50,000 Hours L70 @ 50°C |
| Temperature Ranges | |
| Installation | 0°C to 50°C |
| Operating | -25°C to 50°C |
| Dependability | |
| Warranty | 3 Years Warranty |
| IP Rating | IP68 Wet location submersible <2m |

| Optional Color | Lumen Output |
|----------------|--------------------------|
| | 2200K(2238±102K) 440lm/m |
| | 2700K(2725±145K) 458lm/m |
| | 3000K(3045±175K) 461lm/m |
| | 3500K(3465±245K) 520lm/m |
| | 4000K(3985±275K) 519lm/m |
| | 4500K(4503±243K) 500lm/m |
| | 5000K(5029±283K) 450lm/m |
| | 6500K(6532±510K) 431lm/m |
| | Green(520-530nm) 536lm/m |
| | Blue (455-465nm) 71lm/m |
| | Red (620-630nm) 152lm/m |

Illuminance Distribution



White Color Charts



F06 Mono Color LED Linear Flex

Connection

